

# CORNLIGHT RETROFIT



## Product Description

naturaLED® Corn Lamps are an easy LED replacement for HID and CFL Lamps. These lamps have an integrated driver, dissipate heat (without the use of a fan) with extended aluminum heatsink. Available in E26 and EX39 Base, with wattage options ranging from 16W, 36W, 54W, and 100W.

naturaLED® Corn Lamps feature a high lumen output and are perfect solutions for industrial, commercial & residential applications.



## Features & Benefits

- ▶ DLC Qualified
- ▶ IP63 Rated
- ▶ Integrated Ballast (By-Pass)
- ▶ Universal Position
- ▶ Enclosed fixture rated up to 54 or 100W
- ▶ Suitable for enclosed fixtures
- ▶ Contains no mercury or lead
- ▶ Noise-free design
- ▶ Surge Protected to 6KV
- ▶ UL/cUL Listed
- ▶ Rated 50,000 hours average life


## Specifications

- ▶ Voltage: 120-277V
- ▶ Power Factor >0.9
- ▶ Beam Angle: 360°
- ▶ Operating temperature: -4°F ~ 122°F


## Applications

- ▶ High Bay Lamp
- ▶ Ceiling Lamp
- ▶ Garden Lamp
- ▶ Commercial Buildings
- ▶ Parking Garages
- ▶ Post Top

## Base Type



## Direct Replacement



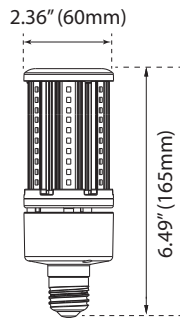
**Ordering Information**

	Code	Description	CCT	Watt	Lumen	Equiv Wattage	Base	Voltage	Beam Angle	Rated Hrs	IP63	DLC
E26	4540	LED16HID/E26/190L/830	3000K	16	1,900	50-100W	E26	120-277V	360°	50,000	•	
	4541	LED16HID/E26/190L/850	5000K	16	1,900	50-100W	E26	120-277V	360°	50,000	•	
EX39	4542	LED36HID/EX39/430L/850	5000K	36	4,228	70-150W	EX39	120-277V	360°	50,000	•	•
	4543	LED54HID/EX39/620L/850	5000K	54	6,273	100-175W	EX39	120-277V	360°	50,000	•	•
	4544	LED100HID/EX39/1100L/850	5000K	100	11,059	200-400W	EX39	120-277V	360°	50,000	•	•

Product Dimension

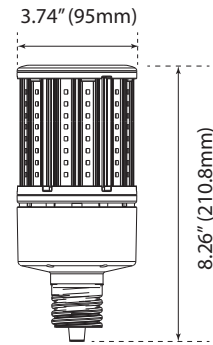
16W-E26

Weight: 0.71-lbs



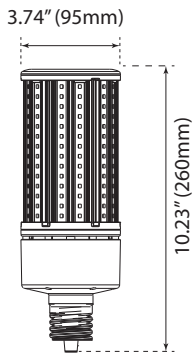
36W-EX39

Weight: 2.01-lbs




54W-EX39

Weight: 2.65-lbs



100W-EX39

Weight: 2.35-lbs



Package

